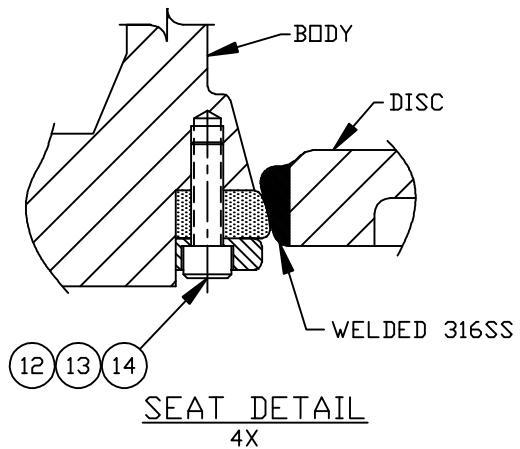
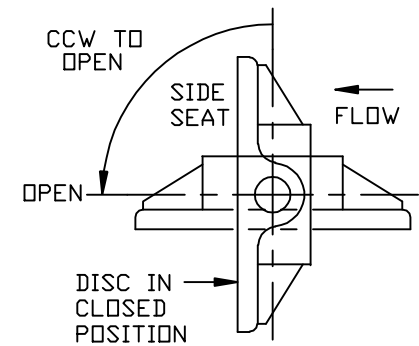


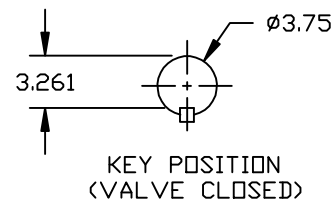
SEAT SIDE SECTION 'A-A'



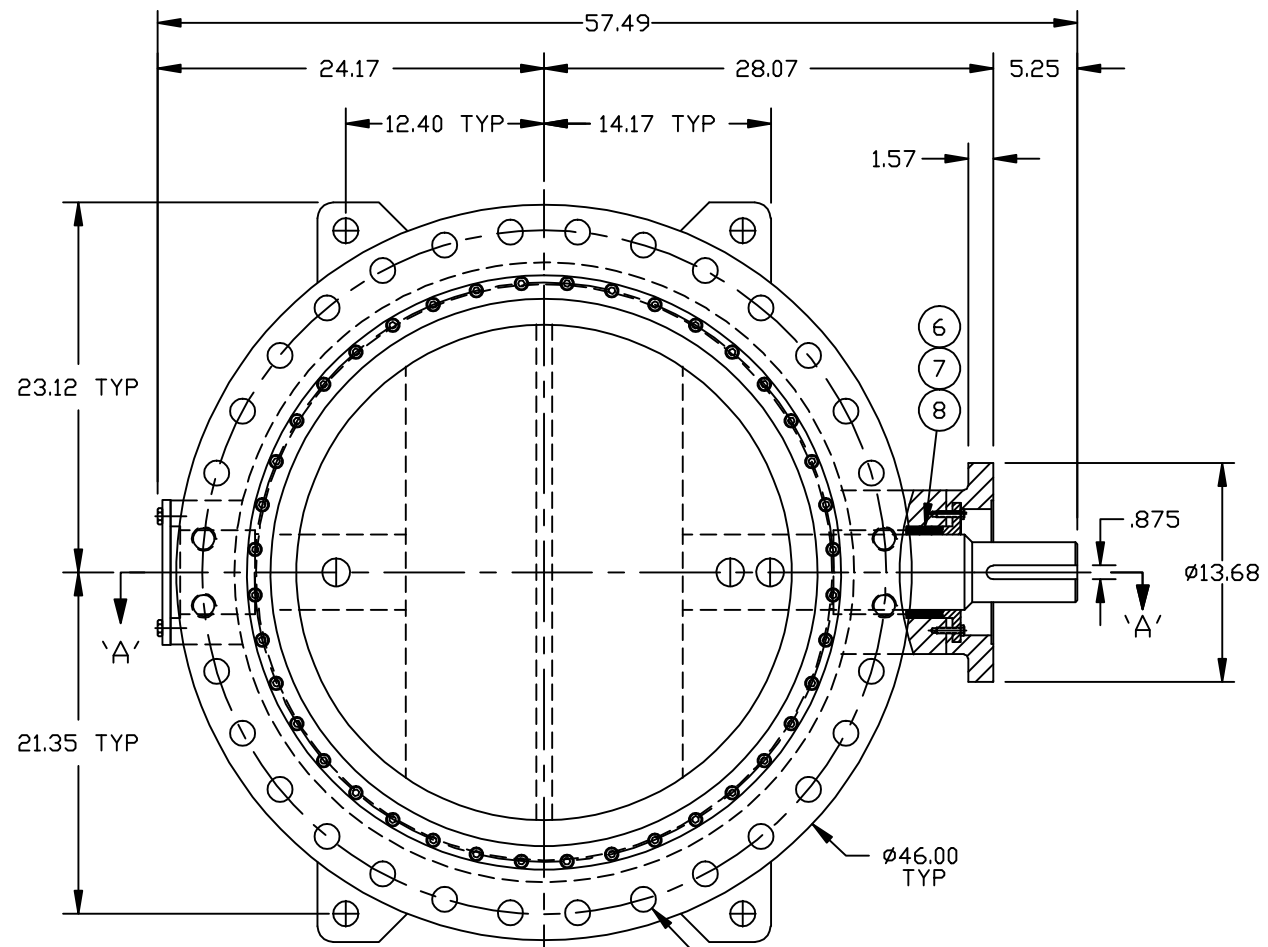
SEAT DETAIL 4X



DISC OPERATION VIEWED FROM ACTUATOR

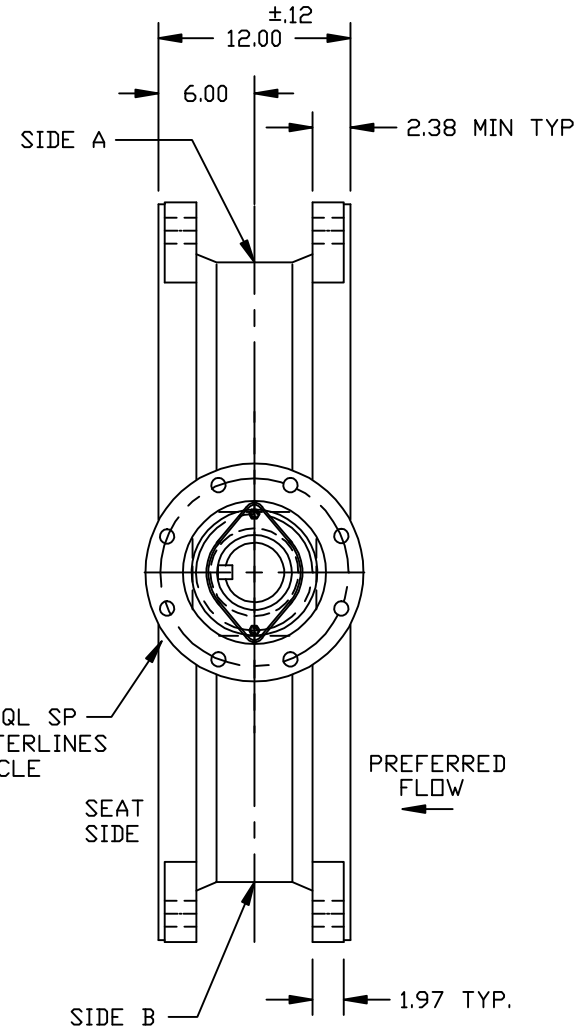


KEY POSITION (VALVE CLOSED)



SEAT SIDE

32 HOLES EQL SP TO STRADDLE CENTERLINES ON 42.750 BC  
 28 HOLES 1.625 DIA DRILL THRU  
 4 HOLES 1.500-6UNC-2B TAP X 1.50 DEEP AT HUBS AS SHOWN (TYPICAL BOTH FLANGES)



8 HOLES .91 DIA EQL SP TO STRADDLE CENTERLINES ON 11.75 BOLT CIRCLE

HOMESTEAD SERIES 840 AWWA BUTTERFLY VALVE

GENERAL SPECIFICATIONS:

1. MANUFACTURED IN ACCORDANCE WITH AWWA C504, CLASS 150B, LATEST REVISION.
2. FLANGES CONFORM TO ANSI B16.1 "CAST IRON PIPE FLANGES AND FLANGE FITTINGS", CLASS 125.
3. BODY AND DISC TO BE COATED WITH "NSF 61 APPROVED" FUSION-BONDED EPOXY
4. DIRECTION TO OPEN VALVE IS COUNTER-CLOCKWISE

NOTES:

1. ELASTOMERS AVAILABLE IN EPDM AND NITRILE (BUNA-N)

17	O-RING	BUNA-N
16	COVER PLATE	DI 65-45-12
15	THRUST PLATE	BRONZE
14	SCREW, SKT. HD.	TY316 SS
13	SEAT CLAMP RING	TY316 SS
12	SEAT	BUNA-N
11	HEX NUT	TY316 SS
10	DISC PIN RETAINER	TY316 SS
9	DISC PIN	TY316 SS
8	SCREW, HEX CAP	TY316 SS
7	PACKING GLAND	DI 65-45-12
6	PACKING	BUNA-N
5	BEARINGS	BRONZE
4	BOTT. SHAFT	TY316 SS
3	TOP SHAFT	TY316 SS
2	DISC	DI 65-45-12 / 316SS EDGE
1	BODY	DI 65-45-12
NO.	PART NAME	MATERIAL

PARTS LIST

HOMESTEAD VALVES  
 A DIVISION OF OLSON TECHNOLOGIES, INC.  
 160 WALNUT ST. ALLENTOWN, PA. 18102 (610) 770-1100

				TITLE	36" SERIES 840 BARE STEM 150B AWWA BFV ASSEMBLY
A	S1897	ND	2/25/20	NUMBER	SK-5014
REV	ISSUE	BY	APPR	DATE	