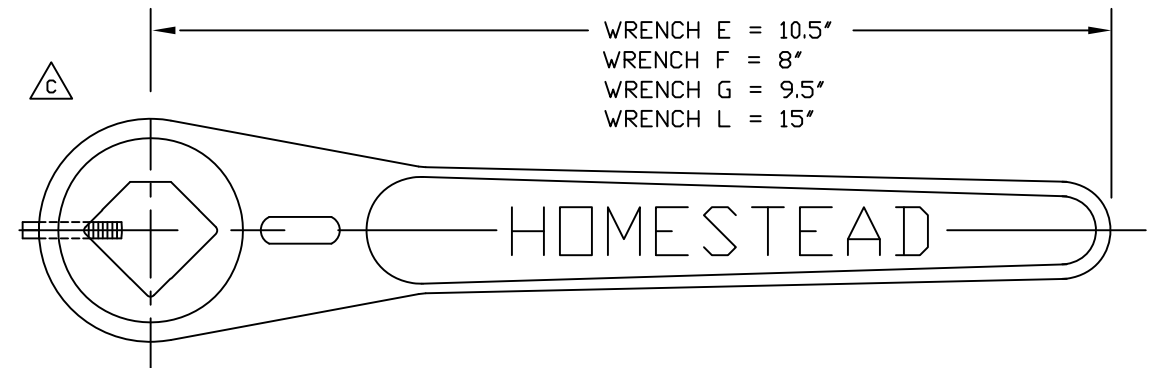


TABLE OF DIMENSIONS (INCHES)															
VALVE SIZE	PART NO.	CWP (psi)	A	B	C	D	E	F	G	H	I	J	K	L	WRENCH
.500	0601059004	50	.500	1.812	2.594	2.812	3.750	1.875	1.500	2.062	.781	.000	.078	2.063	F
.750	0601059006	50	.750	1.812	2.594	2.812	3.750	1.875	1.500	2.062	.781	.000	.078	2.063	F
1.000	0601059010	50	1.000	2.125	2.656	3.312	4.250	2.125	1.938	2.624	.906	.438	.219	2.624	G
1.250	0601059012	50	1.250	2.562	3.375	4.000	5.000	2.500	2.000	3.125	.906	.750	.219	3.000	G
1.500	0601059014	50	1.500	2.812	3.375	4.000	5.000	2.500	2.250	3.125	.906	.000	.000	3.000	G
2.000	0601051020	50	2.000	3.500	3.906	5.125	6.000	3.000	2.719	4.375	1.219	1.188	.375	4.000	E
2.500	0601051024	50	2.500	4.250	4.188	5.406	6.750	3.375	3.375	4.250	1.219	.000	.000	3.875	E
3.000	0601051030	50	3.000	5.000	5.156	6.531	7.625	3.812	4.250	6.000	1.500	1.500	.719	5.250	L

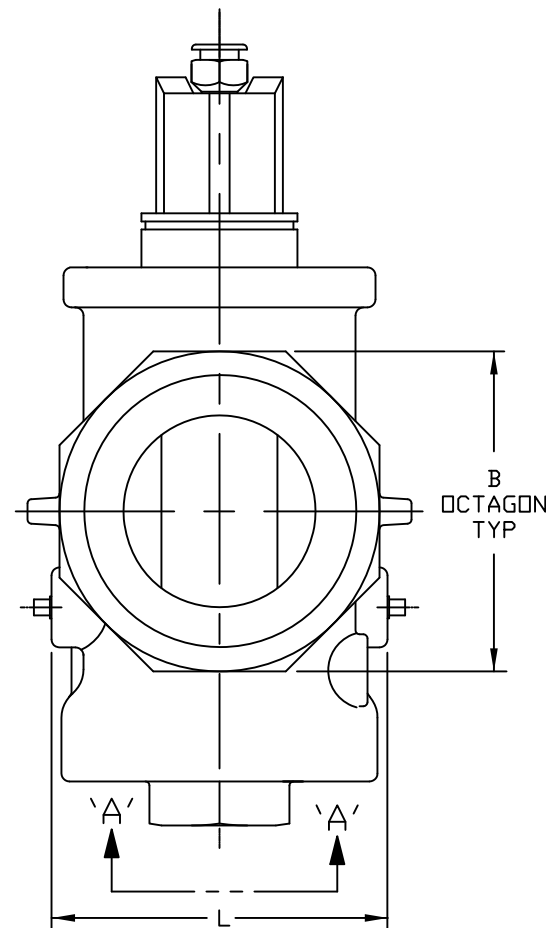
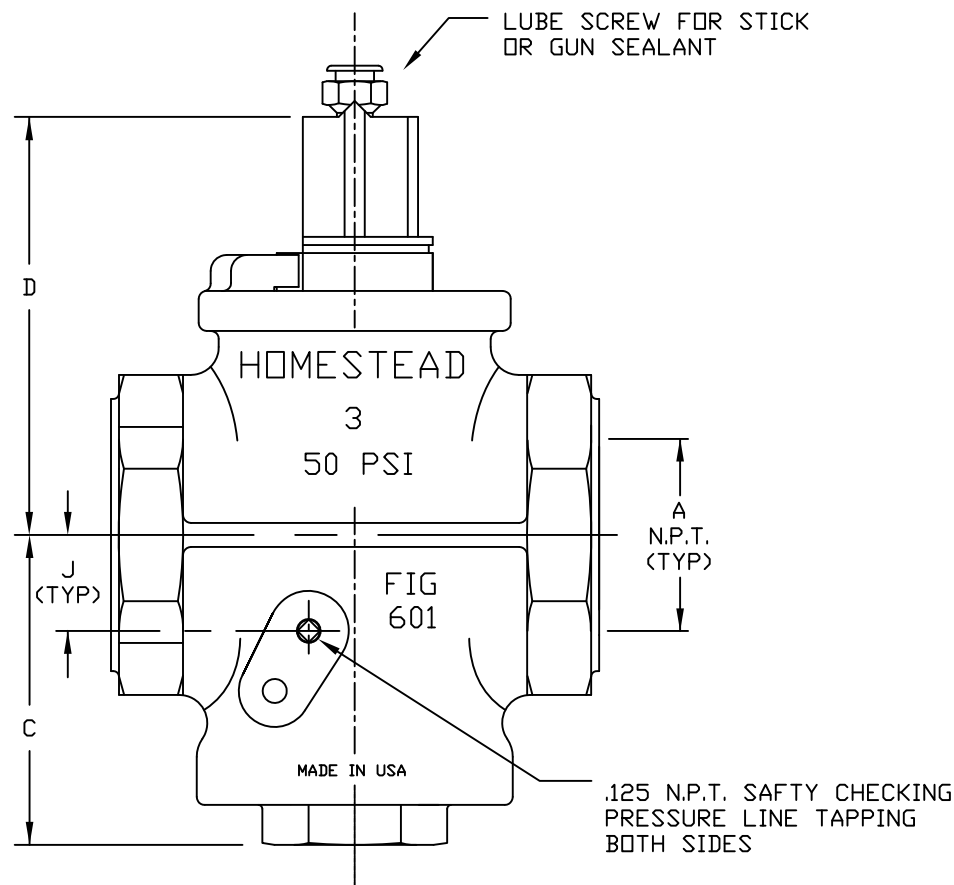
APPROVAL IN ACCORDANCE WITH FMRC CLASS 7420.
 APPROVAL REPORT No.S: J.I. 1T7A3.AF AND 0X7A6.AF
 APPROVAL DATES: 20 DECEMBER 1991 AND 28 MAY 1993

- NOTES:
 1. ITEMS #11 & #12 USED ON 1.5" VALVE AND BELOW ONLY



FACTORY MUTUAL REQUIREMENTS:

- 50 psi MAXIMUM GAS PRESSURE.
- LOGO TO BE ON VALVE.



14	SEALANT	650
13	WRENCH	ALUMINUM
12	RETAINING RING	STEEL (NOTE 1)
11	STOP RING	A126 CLASS B (NOTE 1)
10	LUBE SCREW	STEEL
9	CHECK VALVE	STEEL
8	O-RING	VITON
7	HEAD SEAL	PTFE
6	DISC	PTFE
5	DISC	STEEL
4	SPRING	STEEL
3	BONNET	A126 CLASS B
2	PLUG	A126 CLASS B
1	BODY	A126 CLASS B
NO.	PART NAME	MATERIAL

PARTS LIST

HOMESTEAD® VALVES
 A DIVISION OF OLSON TECHNOLOGIES, INC.
 160 WALNUT ST. ALLENTOWN, PA. 18102 (610) 770-1100

REV	ISSUE	BY	APPR	DATE	TITLE
C	S1644	RAH		6/18/15	FM APPROVED FIG 601 GAS SAFETY CONTROL COCKS (LUBRICATED PLUG VALVES)
B	S070	HCS	DED	4/19/01	
A	R399	HCS	DED	4/6/00	
					NUMBER
					SK-2086